

Ref No: 76/2022-23

Dated: January 12, 2023

BSE Limited
Department of Corporate Services
Phiroze Jeejeebhoy Towers
Dalal Street, Mumbai – 400 001
Scrip Code: **543415**
Scrip ID: **ANANDRATHI**

National Stock Exchange of India Limited
Listing Department
Exchange Plaza, C-1, Block G, Bandra Kurla
Complex,
Bandra (East), Mumbai - 400 051
Trading Symbol: **ANANDRATHI**

Subject: Press Release

Dear Sir/Madam,

In terms of Regulation 30 of the SEBI (Listing Obligations and Disclosure Requirements) Regulations, 2015, we are enclosing herewith the Press Release dated 12th January 2023.

We request you to kindly take the above on record.

Thanking You,

Yours faithfully,
For **Anand Rathi Wealth Limited**






Nitesh Tanwar
Company Secretary & Compliance Officer
M. NO. FCS-10181
Enclosed: As above

9M FY23 PAT grows by 37% Y-o-Y and Revenue grows 32% Y-o-Y

Mumbai, 12th January 2023 - Anand Rathi Wealth Limited reported a consolidated net profit of ₹43 crores for Oct – Dec 2022 (Q3FY23), an increase of 35% compared to Oct – Dec 2021 (Q3FY22) and total revenue of ₹140 crores representing an increase of 29%.

The Company reported a consolidated net profit of ₹126 crores for Apr - Dec 2022 (9MFY23), an increase of 37% compared to Apr – Dec 2021 (9MFY22) and total revenue during same period rose 32% to ₹412 crores

Consolidated Financial Highlights – 9M FY23 (April – December 2022)

Total Revenue ₹412 crores  32% Y-o-Y	Profit After Tax ₹126 crores  37% Y-o-Y	AUM ₹38,517 crores  20% Y-o-Y
--	---	---

Particulars (₹ Crs.)	Q3 FY23	Q3 FY22	Y-o-Y	9M FY23	9M FY22	Y-o-Y
Total Revenue	140.2	108.7	+29%	411.8	310.9	+32%
Profit Before Tax	58.4	42.9	+36%	168.8	123.6	+37%
Profit After Tax	43.2	32.0	+35%	125.9	92.2	+37%
EPS (₹)	10.4	7.7	+34%	30.2	22.2	+36%
AUM	38,517	32,171	+20%	38,517	32,171	+20%

- ROE (Annualized) – 42.4% for 9M FY23

Important Highlights 9M FY23 (Y-o-Y)

Private Wealth (PW) (Holding Company)

- Total Revenue increased by 33% to ₹397 Crores
- PAT grew by 37% to ₹125 Crores
- Net flows grew by 94% to ₹3,715 Crores
- AUM increased by 20% to ₹37,500Crores
- Share of Equity Mutual Funds in AUM increased to 48% (PY 45%)
- Trail Revenue grew by 27%
- No of Active client families increased by 19% to over 8,200
- Zero Regret RM attrition in Q3 FY23

Digital Wealth (DW) (Subsidiary Company)

- AUM increased by 24% to ₹1,017 Crores (PY ₹823 Crores)
- Number of active clients grew by 15% to 4,076 (PY 3,541)

Omni Financial Advisors (“OFA”) (Subsidiary Company)

- One of the leading technology platform provider, sale to 5,669 MFDs as of 31st December 2022 (PY 5,164)
- Assets under Administration (AuA) of MFDs on this platform is ₹99,740 Crores as on 31st December 2022 (PY ₹84,596 Crores)

Commenting on the Results, Mr. Rakesh Rawal, Chief Executive Officer said:

“Our emphasis is on providing uncomplicated, holistic and standardised solutions to our clients that have helped us consistently deliver robust performance at Anand Rathi Wealth. In 9M FY23 revenue grew by 32%, and PAT by 37%. This approach has also aided us in achieving strong AUM growth of 20% YoY at ₹38,517 crores.

Indian HNIs have begun to shift from physical assets to financial assets as a means of wealth creation. This shift has led to a significant momentum in addition of number of client households. In the past year, we have added 1,292 client families. Our total client families as on 31st December 2022 stood at 8,202. During these volatile times, the strong addition of clients is a testimony to the quality services we provide. While talking about Relationship Manager (RM), we have added 24 RMs on a net basis taking our total RM count to 277.

Given the favourable macro economic climate and the rise of local millionaires and billionaires, we believe there is significant untapped market for the wealth management sector.”

Commenting on the same, Mr. Feroze Azeez, Deputy Chief Executive Officer said:

“Despite short-term volatility, the mid and long-term outlook for the Indian equity market seems highly promising. We have delivered strong performance across verticals. Our net flows for 9M FY23 stood at ₹3,715 crores, growth of 94% and the net flows in Q3 FY23 stood at ₹1,241 crores, growth of 74% while at the industry level, the net flows of the equity mutual fund de-grew by 55% for Q3 FY23 and de-grew by 3% for 9MFY23. This speaks of value which we add for our clients.

In the last one year, post listing, the company has outperformed its own expectations and we anticipate our long-term commitment to offer the most efficient wealth solutions to our clientele will enable us to achieve 20-25% growth in the years ahead. We also saw a Zero regret RM attrition in Q3 FY23.”

ANANDRATHI

Private Wealth. uncomplicated

Press Release

About Anand Rathi Wealth Limited

Anand Rathi Wealth Limited is amongst India's leading non-bank wealth solutions firms, catering to high and ultra-high net worth individuals. The Company has evolved into providing well defined uncomplicated wealth solution to our clients. Our performance during last few years has helped our clients achieve their wealth objectives. In addition to Private Wealth Vertical (PW), Company has two new age technology led business verticals i.e., Digital Wealth (DW) and Omni Financial Advisors (OFA). DW business is a fin-tech extension of the Company's proposition for the mass affluent segment with wealth solution delivered through a combination of human interface empowered with technology. OFA business is a strategic extension for capturing wealth management landscape to service retail clients through mutual fund distributors by using a technology platform.

For more information, please contact

Company:
Anand Rathi Wealth Limited

Investor Relations (IR) Advisors:
Strategic Growth Advisors Pvt. Ltd.

ANANDRATHI
Private Wealth. uncomplicated

SGA Strategic Growth Advisors

CIN: L67120MH1995PLC086696

CIN: U74140MH2010PTC204285

Mr. Rajesh Bhutara - CFO
rajeshbhutara@rathi.com

Mr. Deven Dhruva
deven.dhruva@sgapl.net
+91 98333 73300

Mr. Vishal Sanghavi – Head IR
vishalsanghavi@rathi.com

Mr. Abhishek Shah
abhishek.shah@sgapl.net
+91 99306 51660

022 6281 7003

Disclaimer: Certain statements in this "Press Release" may not be based on historical information or facts and may be "forward looking statements" within the meaning of applicable securities laws and regulations, including, but not limited to, those relating to general business plans & strategy of the Company, its future outlook & growth prospects, future developments in its businesses, its competitive & regulatory environment and management's current views & assumptions which may not remain constant due to risks and uncertainties. Actual results could differ materially from those expressed or implied. The Company assumes no responsibility to publicly amend, modify or revise any statement, on the basis of any subsequent development, information or events, or otherwise. This "Press Release" does not constitute a prospectus, offering circular or offering memorandum or an offer to acquire any shares and should not be considered as a recommendation that any investor should subscribe for or purchase any of the Company's shares. The financial figures in this "Press Release" have been rounded off to the nearest ₹one Crore. The financial results are consolidated financials unless otherwise specified.